

ASSOCIATION FOR THE PHYSICALLY DISABLED - GREATER JOHANNESBURG
(Registration Number 000865-NPO)
Annual Financial Statements
for the year ended 31 March 2019

Audited Financial Statements

Ransome Russouw Incorporated

Registered Auditors

Chartered Accountants (SA)

ASSOCIATION FOR THE PHYSICALLY DISABLED - GREATER JOHANNESBURG

(Registration Number 000865-NPO)

Annual Financial Statements for the year ended 31 March 2019

Index

The reports and statements set out below comprise the annual financial statements presented to the shareholders:

General Information	2
Independent Auditor's Report	3 - 4
Executive Board's Responsibilities and Approval	5
Statement of Financial Position	6
Statement of Comprehensive Income	7
Statement of Changes in Equity	8
Statement of Cash Flows	9
Accounting Policies	10 - 12
Notes to the Financial Statements	13 - 18
The supplementary information presented does not form part of the annual financial statements and is unaudited:	
Detailed Income Statement	19 - 20
Income and expenditure schedules	21 - 26


ASSOCIATION FOR THE PHYSICALLY DISABLED - GREATER JOHANNESBURG

(Registration Number 000865-NPO)

Annual Financial Statements for the year ended 31 March 2019

General Information

COUNTRY OF INCORPORATION AND DOMICILE	South Africa
NATURE OF BUSINESS AND PRINCIPAL ACTIVITIES	Helping those with most forms of physical disability, through promotion and facilitation of the integration of those with physical disability into society at large.
MEMBERS	N Gongxeba (Chairperson) J Cloete (Vice Chairperson) G Julyan (Treasurer) L Kekana M Mngandu A Pretorius T Moodley R Legasa (Executive)
REGISTERED OFFICE	Hope School Grounds Pallinghurst Road Westcliff Johannesburg 2193
BUSINESS ADDRESS	Hope School Grounds Pallinghurst Road Westcliff Johannesburg 2193
BANKERS	First National Bank Limited
PBO Number	930006515
INDEPENDENT AUDITORS	Ransome Russouw Incorporated 1 Mowbray Road Greenside Johannesburg Gauteng 2193



RANSOME RUSSOUW^{INC}

registered auditors • chartered accountants

Established 1995

Registration No.: 2017/064889/21 • Practice No.:953717

Independent Auditor's Report

To the Members of Association for the Physically Disabled - Greater Johannesburg

Opinion

We have audited the financial statements of Association for the Physically Disabled - Greater Johannesburg set out on pages 6 to 18, which comprise the statement of financial position as at 31 March 2019, and the statement of comprehensive income, the statement of changes in equity and the statement of cash flows for the year then ended, and notes to the financial statements, including a summary of significant accounting policies.

In our opinion, the financial statements present fairly, in all material respects, the financial position of Association for the Physically Disabled - Greater Johannesburg as at 31 March 2019, and its financial performance and cash flows for the year then ended in accordance with the International Financial Reporting Standard for Small and Medium-sized Entities.

Basis for Opinion

We conducted our audit in accordance with International Standards on Auditing (ISAs). Our responsibilities under those standards are further described in the Auditor's Responsibilities for the Audit of the Financial Statements section of our report. We are independent of the organisation in accordance with the sections 290 and 291 of the Independent Regulatory Board for Auditors' Code of Professional Conduct for Registered Auditors (Revised January 2018), parts 1 and 3 of the Independent Regulatory Board for Auditors' Code of Professional Conduct for Registered Auditors (Revised November 2018) (together the IRBA Codes) and other independence requirements applicable to performing audits of financial statements in South Africa. We have fulfilled our other ethical responsibilities, as applicable, in accordance with the IRBA Codes and in accordance with other ethical requirements applicable to performing audits in South Africa. The IRBA Codes are consistent with the corresponding sections of the International Ethics Standards Board for Accountants' Code of Ethics for Professional Accountants and the International Ethics Standards Board for Accountants' International Code of Ethics for Professional Accountants (including International Independence Standards) respectively. We believe that the audit evidence we have obtained is sufficient and appropriate to provide a basis for our opinion.

Other Information

The executive board are responsible for the other information. The other information comprises the information included in the document titled "Association for the Physically Disabled - Greater Johannesburg Annual Financial Statements for the year ended 31 March 2019", which includes , and the supplementary information set out on pages 19 to 26. The other information does not include the financial statements and our auditor's report thereon.

Our opinion on the financial statements does not cover the other information and we do not express an audit opinion or any form of assurance conclusion thereon.

In connection with our audit of the financial statements, our responsibility is to read the other information and, in doing so, consider whether the other information is materially inconsistent with the financial statements or our knowledge obtained in the audit, or otherwise appears to be materially misstated. If, based on the work we have performed, we conclude that there is a material misstatement of this other information, we are required to report that fact. We have nothing to report in this regard.



1 Mowbray Road, Greenside, Johannesburg, 2193 • PO Box 6706, Cresta, 2118

011 482 8595 • info@ranrus.co.za • www.ransomerussouw.co.za

Directors: HJ Russouw CA(SA) • N Russouw CA(SA) • JA Barnard CA(SA)

Responsibilities of the Executive board for the Financial Statements

The executive board are responsible for the preparation and fair presentation of the financial statements in accordance with the International Financial Reporting Standard for Small and Medium-sized Entities, and for such internal control as the executive board determine is necessary to enable the preparation of financial statements that are free from material misstatement, whether due to fraud or error.

In preparing the financial statements, the executive board are responsible for assessing the organisation's ability to continue as a going concern, disclosing, as applicable, matters related to going concern and using the going concern basis of accounting unless the executive board either intend to liquidate the organisation or to cease operations, or have no realistic alternative but to do so.


Auditor's Responsibilities for the Audit of the Financial Statements

Our objectives are to obtain reasonable assurance about whether the financial statements as a whole are free from material misstatement, whether due to fraud or error, and to issue an auditor's report that includes our opinion. Reasonable assurance is a high level of assurance, but is not a guarantee that an audit conducted in accordance with ISAs will always detect a material misstatement when it exists. Misstatements can arise from fraud or error and are considered material if, individually or in the aggregate, they could reasonably be expected to influence the economic decisions of users taken on the basis of these financial statements.

As part of an audit in accordance with ISAs, we exercise professional judgement and maintain professional scepticism throughout the audit. We also:

- Identify and assess the risks of material misstatement of the financial statements, whether due to fraud or error, design and perform audit procedures responsive to those risks, and obtain audit evidence that is sufficient and appropriate to provide a basis for our opinion. The risk of not detecting a material misstatement resulting from fraud is higher than for one resulting from error, as fraud may involve collusion, forgery, intentional omissions, misrepresentations, or the override of internal control.
- Obtain an understanding of internal control relevant to the audit in order to design audit procedures that are appropriate in the circumstances, but not for the purpose of expressing an opinion on the effectiveness of the organisation's internal control.
- Evaluate the appropriateness of accounting policies used and the reasonableness of accounting estimates and related disclosures made by the executive board.
- Conclude on the appropriateness of the executive board use of the going concern basis of accounting and based on the audit evidence obtained, whether a material uncertainty exists related to events or conditions that may cast significant doubt on the organisation's ability to continue as a going concern. If we conclude that a material uncertainty exists, we are required to draw attention in our auditor's report to the related disclosures in the financial statements or, if such disclosures are inadequate, to modify our opinion. Our conclusions are based on the audit evidence obtained up to the date of our auditor's report. However, future events or conditions may cause the organisation to cease to continue as a going concern.
- Evaluate the overall presentation, structure and content of the financial statements, including the disclosures, and whether the financial statements represent the underlying transactions and events in a manner that achieves fair presentation.
- We communicate with the executive board regarding, among other matters, the planned scope and timing of the audit and significant audit findings, including any significant deficiencies in internal control that we identify during our audit.

Ransome Russouw Incorporated



Per: JA Barnard CA(SA)

Director

Registered Auditor

23 August 2019

1 Mowbray Road

Greenside

Johannesburg

Gauteng

2193

ASSOCIATION FOR THE PHYSICALLY DISABLED - GREATER JOHANNESBURG

(Registration Number 000865-NPO)

Annual Financial Statements for the year ended 31 March 2019

Executive Board's Responsibilities and Approval

The executive board is required to maintain adequate accounting records and are responsible for the content and integrity of the annual financial statements and related financial information included in this report. It is their responsibility to ensure that the annual financial statements satisfy the financial reporting standards as to form and content and present fairly the statement of financial position, results of operations and business of the organisation, and explain the transactions and financial position of the business of the organisation at the end of the financial year. The annual financial statements are based upon appropriate accounting policies consistently applied throughout the organisation and supported by reasonable and prudent judgements and estimates.


The executive board acknowledge that they ultimately responsible for the system of internal financial control established by the organisation and place considerable importance on maintaining a strong control environment. To enable the members to meet these responsibilities, the executive board sets standards for internal control aimed at reducing the risk of error or loss in a cost effective manner. The standards include the proper delegation of responsibilities within a clearly defined framework, effective accounting procedures and adequate segregation of duties to ensure an acceptable level of risk. These controls are monitored throughout the organisation and all employees are required to maintain the highest ethical standards in ensuring the organisations business is conducted in a manner that in all reasonable circumstances is above reproach.

The focus of risk management in the organisation is on identifying, assessing, managing and monitoring all known forms of risk across the organisation. While operating risk cannot be fully eliminated, the organisation endeavours to minimise it by ensuring that appropriate infrastructure, controls, systems and ethical behaviour are applied and managed within predetermined procedures and constraints.


The executive board are of the opinion, based on the information and explanations given by management that the system of internal control provides reasonable assurance that the financial records may be relied on for the preparation of the annual financial statements. However, any system of internal financial control can provide only reasonable, and not absolute, assurance against material misstatement or loss. The going-concern basis has been adopted in preparing the financial statements. Based on forecasts and available cash resources the members have no reason to believe that the organisation will not be a going concern in the foreseeable future. The financial statements support the viability of the organisation.

The financial statements have been audited by the independent auditing firm, Ransome Russouw Incorporated, who have been given unrestricted access to all financial records and related data, including minutes of all meetings. The members believe that all representations made to the independent auditor during the audit were valid and appropriate. The external auditors' unqualified audit report is presented on page 3 to 4.

The annual financial statements as set out on pages 6 to 18 were approved by the executive board on 23 August 2019 and were signed on its behalf by:



G Julyan (Treasurer)



R Legasa (Executive)

ASSOCIATION FOR THE PHYSICALLY DISABLED - GREATER JOHANNESBURG

(Registration Number 000865-NPO)

Financial Statements for the year ended 31 March 2019

Statement of Financial Position

Figures in R	Notes	2019	2018
Assets			
Non-Current Assets			
Property, plant and equipment	3	352,768	444,927
Current Assets			
Inventories	4	15,950	8,141
Trading investments	5	81,147	69,058
Trade and other receivables		81,328	30,022
Cash and cash equivalents	6	315,643	549,920
		494,068	657,141
Total Assets		846,836	1,102,068
Reserves and Liabilities			
Reserves			
Investment reserve		42,711	31,985
General fund reserve		467,764	724,814
		510,475	756,799
Current Liabilities			
Trade and other payables		336,361	345,269
		336,361	345,269
Total Reserves and Liabilities		846,836	1,102,068

ASSOCIATION FOR THE PHYSICALLY DISABLED - GREATER JOHANNESBURG

(Registration Number 000865-NPO)

Financial Statements for the year ended 31 March 2019

Statement of Comprehensive Income

Figures in R	Notes	2019	2018
Income	7	4,642,772	4,875,477
Other income		-	55,000
Operating and project costs		(4,926,387)	(4,678,421)
Other gains and losses		-	(2,102)
Operating (deficit)/surplus	8	(283,615)	249,954
Finance income	9	26,749	25,978
Finance costs	10	(184)	(623)
(Deficit)/surplus before tax		(257,050)	275,309
Taxation	11	-	-
(Deficit)/surplus for the year		(257,050)	275,309
Other comprehensive income			
Revaluation surplus on trading investments		10,726	-
Total other comprehensive income		10,726	-
Total comprehensive (loss)/income for the year		(246,324)	275,309

ASSOCIATION FOR THE PHYSICALLY DISABLED - GREATER JOHANNESBURG

(Registration Number 000865-NPO)

Financial Statements for the year ended 31 March 2019

Statement of Changes in Reserves

Figures in R	Investment reserve	Accumulated surplus	Total
Balance at 1 April 2017	31,985	449,505	481,490
Total comprehensive income for the year			
Surplus for the year		275,309	275,309
Total comprehensive income for the year	-	275,309	275,309
Balance at 31 March 2018	31,985	724,814	756,799
Balance at 1 April 2018	31,985	724,814	756,799
Total comprehensive income for the year			
Deficit for the year		(257,050)	(257,050)
Total other comprehensive income	10,726	-	10,726
Total comprehensive income for the year	10,726	(257,050)	(246,324)
Balance at 31 March 2019	42,711	467,764	510,475

ASSOCIATION FOR THE PHYSICALLY DISABLED - GREATER JOHANNESBURG

(Registration Number 000865-NPO)

Financial Statements for the year ended 31 March 2019

Statement of Cash Flows

Figures in R	Note	2019	2018
Cash flows (used in) / from operating activities			
(Deficit) / surplus for the year		(257,050)	275,309
<i>Adjustments for:</i>			
Finance costs		184	623
Depreciation of tangible assets		98,892	50,716
Investment income		(26,749)	(25,978)
Loss / (profit) on disposal of property, plant and equipment		1,070	(55,000)
Other		10,726	2,102
Operating cash flow before working capital changes		(172,927)	247,772
<i>Working capital changes</i>			
Increase in financial assets		(12,089)	-
Increase in inventories		(7,809)	(885)
(Increase) / decrease in trade and other receivables		(51,306)	82,750
Decrease in trade and other payables		(8,908)	(143,538)
Net cash flows (used in) / from operations		(253,039)	186,099
Investment income		26,749	25,978
Finance costs		(184)	(623)
Net cash flows (used in) / from operating activities		(226,474)	211,454
Cash flows used in investing activities			
Property, plant and equipment acquired	3	(7,793)	(420,009)
Proceeds on disposals of property, plant and equipment		(10)	160,600
Net cash flows used in investing activities		(7,803)	(259,409)
Net decrease in cash and cash equivalents		(234,277)	(47,955)
Cash and cash equivalents at beginning of the year		549,920	597,875
Cash and cash equivalents at end of the year	6	315,643	549,920

ASSOCIATION FOR THE PHYSICALLY DISABLED - GREATER JOHANNESBURG

(Registration Number 000865-NPO)

Financial Statements for the year ended 31 March 2019

Accounting Policies

1. General information

Association for the Physically Disabled - Greater Johannesburg is a non-profit organisation.

2. Summary of significant accounting policies

These annual financial statements have been prepared in accordance with the International Financial Reporting Standards for Small and Medium-sized Entities issued by the International Accounting Standards Board. The principal accounting policies applied in the preparation of these financial statements are set out below. These policies have been consistently applied to all the years presented, unless otherwise stated.

These financial statements have been prepared under the historical cost convention and are presented in South African Rands.

The preparation of annual financial statements in conformity with the IFRS for SMEs requires the use of certain critical accounting estimates. It also requires management to exercise its judgement in the process of applying the company's accounting policies.

2.1 Revenue recognition

Revenue comprises subsidies and grants received, income from events, sales and donations, services fee, investment income and other non-operating income. Subsidies, fund raising income and service fees are recognised when the cash has been received. Investment income and other non-operating income are recognised on the accrual basis of accounting.

2.2 Government grants

The Association has been awarded quarterly government subsidies for providing social care services to the physically disabled. The subsidies are recognised in surplus or deficit on a systematic basis in the periods in which the expenses are recognised.

2.3 Property, plant and equipment

Items of property, plant and equipment are measured at cost less accumulated depreciation and any accumulated impairment losses.

Costs include costs incurred initially to acquire or construct an item of property, plant and equipment and costs incurred subsequently to add to, replace part of, or service it. If a replacement cost is recognised in the carrying amount of an item of property, plant and equipment, the carrying amount of the replaced part is derecognised.

Depreciation is charged so as to allocate the cost of assets less their residual values over their estimated useful lives, using the straight-line method. The following rates are used for the depreciation of property, plant and equipment:

Motor vehicles	20.00%
Furniture and fittings	10.00%
Wheelchairs	33.33%
IT equipment	33.33%
Leased assets	Over the lease period

ASSOCIATION FOR THE PHYSICALLY DISABLED - GREATER JOHANNESBURG

(Registration Number 000865-NPO)

Financial Statements for the year ended 31 March 2019

Accounting Policies

Property, plant and equipment continued...

2.4 Impairment of non-current assets

At each balance sheet date, the carrying amounts of tangible and intangible assets and investments in associates are reviewed to determine whether there is any indication that those assets have suffered an impairment loss. If the fair value less costs to sell of an asset (or group of assets) is estimated to be less than its carrying amount, the carrying amount of the asset (or group of assets) is reduced to its fair value less costs to sell. An impairment loss is recognised immediately in profit or loss.

If an impairment loss subsequently reverses, the carrying amount of the asset (or group of assets) is increased to the revised estimate of its fair value less costs to sell, but not in excess of the amount that would have been determined had no impairment loss been recognised for the asset (group of assets) in prior years. A reversal of an impairment loss is recognised immediately in profit or loss.

2.5 Leases

Leases are classified as finance leases whenever the terms of the lease transfer substantially all the risks and rewards of ownership to the lessee. All other leases are classified as operating leases.

Assets held under finance leases are recognised as assets of the organisation at their fair value at the inception of the lease. The corresponding liability to the lessor is included in the balance sheet as a finance lease obligation. Lease payments are apportioned between finance charges and reduction of the lease obligation so as to achieve a constant rate of interest on the remaining balance of the liability. Finance charges are charged directly to profit or loss. Assets held under finance leases are included in property, plant and equipment, and depreciation and impairment losses are recognised.

Rentals payable under operating leases are charged to profit or loss on a straight-line basis over the term of the relevant lease.

2.6 Inventories

Inventories are stated at the lower of cost and selling price less costs to complete and sell. Cost is calculated using the first-in, first-out (FIFO) method.

2.7 Trade and other receivables

Trade receivables are recognised initially at the transaction price. They are subsequently measured at amortised cost using the effective interest rate method, less provision for impairment. A provision for impairment of trade receivables is established when there is objective evidence that the organisation will not be able to collect all amounts due according to the original terms of the receivables.

ASSOCIATION FOR THE PHYSICALLY DISABLED - GREATER JOHANNESBURG

(Registration Number 000865-NPO)

Financial Statements for the year ended 31 March 2019

Accounting Policies

2.8 Cash and cash equivalents

Cash and cash equivalents includes cash on hand, demand deposits and other short-term highly liquid investments with original maturities of three months or less. Bank overdrafts are shown in current liabilities on the statement of financial position.

2.9 Employee benefit obligations

2.9.1 Short-term employee benefits

The cost of short-term employee benefits, (those payable within 12 months after the service is rendered, such as paid vacation leave and sick leave, bonuses, and non-monetary benefits such as medical care), are recognised in the period in which the service is rendered and are not discounted.

2.9.2 Defined contribution plans

Payments to defined contribution retirement benefit plans are charged as an expense as they fall due.

2.10 Trade payables

Trade payables are recognised initially at the transaction price and subsequently measured at amortised cost using the effective interest rate method.

ASSOCIATION FOR THE PHYSICALLY DISABLED - GREATER JOHANNESBURG

(Registration Number 000865-NPO)

Financial Statements for the year ended 31 March 2019

Notes to the Annual Financial Statements

Figures in R 2019 2018

3. Property, plant and equipment

	Cost	Accumulated depreciation	2019 Carrying value	Cost	Accumulated depreciation	2018 Carrying value
<i>Owned assets</i>						
Motor vehicles	374,504	151,915	222,589	374,504	92,003	282,501
Furniture and fittings	172,050	96,807	75,243	272,874	188,006	84,868
Wheelchairs	48,450	48,448	2	48,450	48,448	2
Office equipment	67,882	67,881	1	67,882	67,881	1
IT equipment	345,719	290,786	54,933	460,544	382,989	77,555
	1,008,605	655,837	352,768	1,224,254	779,327	444,927

The carrying amounts of property, plant and equipment can be reconciled as follows:

	Carrying value at beginning of year	Additions	Disposals	Depreciation	2019 Carrying value at end of year
<i>Owned assets</i>					
Motor vehicles	282,501	-	-	(59,912)	222,589
Furniture and fittings	84,868	3,042	(1,026)	(11,641)	75,243
Wheelchairs	2	-	-	-	2
Office equipment	1	-	-	-	1
IT equipment	77,555	4,751	(34)	(27,339)	54,933
	444,927	7,793	(1,060)	(98,892)	352,768

	Carrying value at beginning of year	Additions	Disposals	Depreciation	2018 Carrying value at end of year
<i>Owned assets</i>					
Motor vehicles	161,319	264,509	(105,600)	(37,727)	282,501
Furniture and fittings	15,223	75,791	-	(6,146)	84,868
Wheelchairs	2	-	-	-	2
Office equipment	1	-	-	-	1
IT equipment	4,689	79,709	-	(6,843)	77,555
	181,234	420,009	(105,600)	(50,716)	444,927

In 1993, Erf 5582 Eldorado Park Ext 7 was donated to the Association for the Physically Disabled by the City Council of Johannesburg. The contractual terms of the donation was that the Association should use the property for purposes of assisting the physically disabled or the property will revert to the donor. The Association currently uses this property for purposes stipulated in the terms of this agreement.

ASSOCIATION FOR THE PHYSICALLY DISABLED - GREATER JOHANNESBURG

(Registration Number 000865-NPO)

Financial Statements for the year ended 31 March 2019

Notes to the Annual Financial Statements

Figures in R	2019	2018
4. Inventories		
Inventories comprise:		
Other stock	<u>15,950</u>	<u>8,141</u>
5. Trading investments		
Held for trading - Listed investments - Offshore	<u>81,147</u>	<u>69,058</u>
6. Cash and cash equivalents		
Favourable cash balances		
Cash on hand	2,300	-
Bank balances	42,623	539,799
Money market	260,000	-
Deposit on call	<u>10,720</u>	<u>10,121</u>
	<u>315,643</u>	<u>549,920</u>
7. Income		
An analysis of income is as follows:		
Subsidies - Social Work	759,115	716,148
Subsidies - Home based care	1,391,258	1,493,157
Grants - Home based care	360,000	100,000
Fees received	458,188	267,775
Donations received	145,580	284,650
Donation - SED Funding received	578,000	551,400
Events, sales and street collections	162,206	101,409
Fees from business ventures	751,350	1,021,778
Grant - National Lottery Fund	-	258,000
Legacies	<u>37,075</u>	<u>81,160</u>
	<u>4,642,772</u>	<u>4,875,477</u>

ASSOCIATION FOR THE PHYSICALLY DISABLED - GREATER JOHANNESBURG

(Registration Number 000865-NPO)

Financial Statements for the year ended 31 March 2019

Notes to the Annual Financial Statements

Figures in R	2019	2018
8. Operating profit		
Operating profit is arrived at after taking into account the following items:		
<i>Income</i>		
Profit on disposal of property, plant and equipment	-	55,000
<i>Expenditure</i>		
Loss on disposal of property, plant and equipment	1,070	-
<i>Depreciation</i>		
<i>Owned assets</i>		
Motor vehicles	59,912	37,727
Furniture and fittings	11,641	6,146
IT equipment	27,339	6,843
	<u>98,892</u>	<u>50,716</u>
Auditors' remuneration		
Audit fees		
-current	88,340	83,000
<i>Operating lease charges</i>		
Premises	17,701	17,612
Equipment	12,968	-
	<u>30,669</u>	<u>17,612</u>
9. Finance income		
Interest income		
Interest received	<u>26,749</u>	<u>25,978</u>
10. Finance costs		
Other	<u>184</u>	<u>623</u>
11. Taxation		

The Association is exempt from income tax in terms of section 10(1)(cN) of the Income Tax Act.

ASSOCIATION FOR THE PHYSICALLY DISABLED - GREATER JOHANNESBURG

(Registration Number 000865-NPO)

Financial Statements for the year ended 31 March 2019

Notes to the Annual Financial Statements

Figures in R	2019	2018
--------------	------	------

12. Contingent liabilities

Erf 5582 Eldorado Park Ext 7 is currently occupied by St Raphael Workshop for the Physically Disabled, who is responsible for the municipal charges related to this property. Should the Association dispose of this property to a third party, the Association would be liable for all unsettled municipal charges related to that property.

At 31 March 2019, the unsettled municipal charges amounted to R62,260.

13. Related party transactions

Name	Relationship	Transactions	Amounts owed (to) / by the related party at year-end			
			2019	2018	2019	2018
Barrier Breakers Support Trust	Associated entity	Funds receivable	-	-	2,529	2,030

The director of the Association and the Financial and community services managers have been identified as key management personal of the association. Remuneration of key management personal was as follows:

Salaries and related benefits	1,223,396	1,122,701
-------------------------------	-----------	-----------

14. Financial instruments

Except for held-to-maturity investments, all other financial instruments are carried at amounts not materially different from their fair values as at 31 March 2018 and 31 March 2019.

The organisation is exposed to credit risk and liquidity risk arising in the normal course of its business and financial instruments. The organisation's risk management objectives, policies and processes mainly focus on minimizing the potential adverse effects of these risks on its financial performance and position by closely monitoring the individual exposure.

ASSOCIATION FOR THE PHYSICALLY DISABLED - GREATER JOHANNESBURG

(Registration Number 000865-NPO)

Financial Statements for the year ended 31 March 2019

Notes to the Annual Financial Statements

Figures in R	2019	2018
--------------	------	------

14.1 Credit risk

The organisation is exposed to credit risk on financial assets, mainly attributable to trade and other receivables. It sets credit limit on each individual customer and prior approval is required for any transaction exceeding that limit. The customer with sound payment history would accumulate a higher credit limit. In addition, the overseas customers would normally be required to transact with the organisation by letter of credit in order to minimise the organisation's credit risk exposure

Summary quantitative data

Trade and other receivables	78,618	27,992
Deposits with banks	315,643	549,920
Related party receivables	2,529	2,030
Held for trading financial assets	81,328	69,058
	<u>478,118</u>	<u>649,000</u>

At 31 March 2019, the organisation has no concentration of risk and the maximum exposure to credit risk is represented by the carrying amount of each financial asset.

14.2 Liquidity risk

The organisation is exposed to liquidity risk on financial liabilities. It manages its funds conservatively by maintaining a comfortable level of cash and cash equivalents in order to meet continuous operational need. Various banking facilities and credit lines have also been arranged with different banks in order to fund any emergency liquidity requirements.

Summary quantitative data

	Less than 1 year	Between 1 and 5 years	Over 5 years	Undated
2019				
Trade and other payables	336,361	-	-	-
2018				
Trade and other payables	345,269	-	-	-

14.3 Fair value of financial instruments

The estimated fair values of financial assets and financial liabilities as at 31 March 2019 have been determined using available market information and appropriate valuation methodologies. The fair value of almost all financial instruments equals their carrying value, either because of the short term nature and normal trade terms thereof, or the market-related interest rates attached to it.

15. Defined contributions fund

Contributions expenses	281,959	412,898
------------------------	---------	---------

Pension fund contributions are made on behalf of all employees to the Association for Physically Disabled Pension Fund. The Fund is a defined contributions fund and is governed by the Pension Funds Act.

ASSOCIATION FOR THE PHYSICALLY DISABLED - GREATER JOHANNESBURG

(Registration Number 000865-NPO)

Financial Statements for the year ended 31 March 2019

Notes to the Annual Financial Statements

Figures in R

2019

2018

16. Going Concern and subsequent events

During September 2015, the Association implement its revised strategy whereby revenue streams were diversified and costs savings initiatives were implemented. The Association made a deficit of R257,050 for the year ended 31 March 2019 (2018: Surplus - R275,309) the deficit resulted from a decrease in funding received from Lotto and the increase in costs. The ability of the association to continue as a going concern is dependent on the adherence to this strategy and the consistent monitoring of costs and diversification of income.

The Executive board have made an assessment of the the ability of the association to continue as a going concern and have no reason to believe the Association will not be a going concern in the year ahead.

The Executive board is not aware of any matters arising since the end of the financial year and the date of this report that will have a material effect on the annual financial statements that have not been otherwise dealt with in the annual financial statements.

17. Approval of annual financial statements

These financial statements were approved by the board of directors and authorised for issue on 23 August 2019.

ASSOCIATION FOR THE PHYSICALLY DISABLED - GREATER JOHANNESBURG

(Registration Number 000865-NPO)

Financial Statements for the year ended 31 March 2019

Detailed Income Statement

Figures in R	2019	2018
Gross Revenue		
Subsidies - Social Work	759,115	716,148
Donation - SED Funding received	578,000	551,400
Donations received	145,580	284,650
Events, sales and street collections	162,206	101,409
Fees from business ventures	751,350	1,021,778
Fees received	458,188	267,775
Grant - National Lottery Fund	-	258,000
Grants - Home based care	360,000	100,000
Legacies	37,075	81,160
Subsidies - Home based care	1,391,258	1,493,157
	<u>4,642,772</u>	<u>4,875,477</u>
Other Income		
Investment income	26,749	25,978
Profit on sale of fixed assets	-	55,000
	<u>26,749</u>	<u>80,978</u>
Total income	4,669,521	4,956,455

The supplementary information presented does not form part of the annual financial statements and is unaudited

ASSOCIATION FOR THE PHYSICALLY DISABLED - GREATER JOHANNESBURG

(Registration Number 000865-NPO)

Financial Statements for the year ended 31 March 2019

Detailed Income Statement

Figures in R	2019	2018
continued...		
Expenditure		
Affiliation fees	1,100	1,000
AGM fees	8,785	8,600
Auditors' remuneration	88,340	83,000
Bank charges	28,400	26,275
Capacity building	2,600	-
Computer expenses	56,185	93,077
Consulting fees	260	10,914
Depreciation - Tangible assets	98,892	50,716
Electricity and water	56,852	93,245
Employee and related costs	3,237,521	2,994,888
Entertainment	-	540
Fair value reversals	-	2,102
Finance costs	184	623
Insurance	56,873	76,317
Lease rental on operating lease	30,669	17,612
Loss on sale of fixed assets	1,070	-
Marketing fees	27,750	-
Motor vehicle expense	78,579	63,460
Postage and courier	1,734	1,669
Printing and stationery	21,538	17,290
Project donations	52,203	181,788
Project expenditure	811,087	585,126
Repairs and maintenance	9,878	50,669
Security	22,805	45,992
Staff welfare	27,166	17,170
Subscriptions	-	405
Telephone and fax	39,083	48,980
Training	4,050	4,245
Travel - local	151,177	173,847
Uniforms	1,600	22,243
Website costs	10,190	9,353
	<u>4,926,571</u>	<u>4,681,146</u>
(Deficit)/surplus for the year	(257,050)	275,309

The supplementary information presented does not form part of the annual financial statements and is unaudited

ASSOCIATION FOR THE PHYSICALLY DISABLED - GREATER JOHANNESBURG

(Registration Number 000865-NPO)

Financial Statements for the year ended 31 March 2019

Income and expenditure schedules

Figures in R

2019 - INCOME	Social Work	Home Based Care	Governance	Business Ventures	Workshops	Support Services	Total
Subsidies	759,115	1,391,258	-	-	-	-	2,150,373
Grants - Anglo/DOH	-	360,000	-	-	-	-	360,000
Interest	-	-	-	-	-	26,749	26,749
Loss- Sale of Assets	-	-	-	-	-	(1,070)	(1,070)
Fees for Services	53,630	89,485	-	-	-	315,073	458,189
Events	-	-	-	-	-	132,530	132,530
Sales	-	-	-	-	-	29,676	29,676
Donations	-	-	-	-	-	124,208	124,208
Appeals - Corporate	-	-	-	-	-	20,000	20,000
SED Funding	-	-	-	-	-	578,000	578,000
Legacies	-	-	-	-	-	37,075	37,075
Business Ventures	-	-	-	751,350	-	-	751,350
INCOME	812,745	1,840,743	-	751,350	-	1,262,241	4,667,079

The supplementary information presented does not form part of the annual financial statements and is unaudited

ASSOCIATION FOR THE PHYSICALLY DISABLED - GREATER JOHANNESBURG

(Registration Number 000865-NPO)

Financial Statements for the year ended 31 March 2019

Income and expenditure schedules

Figures in R

	Social Work	Home Based Care	Governance	Business Ventures	Workshops	Support Services	Total
2019 - EXPENSES							
AFFILIATION FEES	-	-	-	-	-	1,100	1,100
ANNUAL GENERAL MEETING	-	-	8,785	-	-	-	8,785
ANNUAL REPORT	-	-	7,823	-	-	-	7,823
APD PRODUCTS	-	-	-	-	-	16	16
AUDIT FEES	-	-	88,340	-	-	-	88,340
BANK CHARGES	5,550	16,876	-	-	-	5,921	28,348
BUSINESS VENTURES	-	-	-	708,924	-	-	708,924
CAPACITY BUILDING	-	-	8,667	-	-	-	8,667
CASUAL DAY-SALES	-	-	-	-	-	27,466	27,466
COMPUTER EXPENSES	15,510	9,527	-	-	-	31,147	56,184
COURIER & POSTAGE	759	-	-	-	-	975	1,734
DEPRECIATION	-	-	-	-	-	98,892	98,892
DONATIONS	-	-	-	-	-	26,810	26,810
ELECTRICITY & WATER	11,296	3,124	-	-	28,312	14,120	56,852
GOLF DAY	-	-	-	-	-	69,699	69,699
INSURANCE & LICENCES	432	-	-	-	-	56,441	56,873
INTEREST PAID	-	-	-	-	-	184	184
LONG SERVICE AWARDS	1,000	1,250	-	-	-	5,000	7,250
M/ VEHICLE EXPENSES - REPAIRS & MAINT	14,138	2,285	-	-	-	21,859	38,283
M/VEHICLE EXPENSES - FUEL & OIL	12,281	3,794	-	-	-	24,222	40,297
MANAGEMENT FEES	-	-	-	-	-	52	52
MEDICAL AID	10,164	-	-	-	-	10,164	20,328
PR/MARKETING	-	-	-	-	-	27,750	27,750
PRINTING & STATIONERY	3,112	1,305	-	-	-	9,298	13,715

The supplementary information presented does not form part of the annual financial statements and is unaudited

ASSOCIATION FOR THE PHYSICALLY DISABLED - GREATER JOHANNESBURG

(Registration Number 000865-NPO)

Financial Statements for the year ended 31 March 2019

Income and expenditure schedules

Figures in R

continued...

PROFESSIONAL FEES	-	-	-	-	-	260	
RENT PAID	17,701	-	-	-	-	17,701	
RENTAL - SWITCHBOARD	-	-	-	-	12,968	12,968	
REP. & MAINT. BUILDINGS	-	2,521	-	-	1,653	4,174	
REPAIRS AND MAINTENANCE EQUIPMENT	-	-	-	-	5,704	5,704	
SALARIES & WAGES - CASUAL	-	-	-	-	4,160	4,160	
SALARIES & WAGES - VIP	820,691	1,086,686	-	-	1,286,980	3,194,357	
SECURITY	9,824	2,850	-	-	10,131	22,806	
SED FUNDING	-	-	-	-	25,393	25,393	
SERVICE AWARDS	-	1,000	-	-	-	1,000	
STAFF TRAINING	-	-	-	-	4,050	4,050	
STAFF WELFARE	8,184	3,856	-	-	15,126	27,167	
TELEPHONE & FAX	15,863	13,081	-	-	10,138	39,082	
TRAVELLING EXPENSES	5,142	125,624	-	-	20,410	151,176	
UNIFORMS & CLOTHING	-	1,600	-	-	-	1,600	
WEB COST	4,076	1,019	-	-	5,095	10,190	
WORKMANS COMPENSATION	-	-	-	-	10,426	10,426	
Expenses	955,724	1,276,398	113,615	708,924	28,312	1,843,610	4,926,583
RE-ALLOCATION							
FOR DISTRIBUTION	576,817	770,357	68,571	427,864	-	(1,843,610)	4,926,583
Total Expenses	1,532,541	2,046,756	182,186	1,136,788	28,312	-	4,926,583

The supplementary information presented does not form part of the annual financial statements and is unaudited

ASSOCIATION FOR THE PHYSICALLY DISABLED - GREATER JOHANNESBURG

(Registration Number 000865-NPO)

Financial Statements for the year ended 31 March 2019

Income and expenditure schedules

Figures in R

	Social Work	Home Based Care	Governance	Business Ventures	Workshops	Support Services	Total
2018 - INCOME							
Subsidies	716,148	1,493,155	-	-	-	-	2,209,303
Grants - Hope Covelescent Trust	-	100,000	-	-	-	-	100,000
Interest	-	-	-	-	-	25,978	25,978
Profit- Sale of Assets	-	-	-	-	-	55,000	55,000
FV Adjustment	-	-	-	-	-	(2,102)	(2,102)
Fees for Services	19,542	101,535	-	-	-	146,698	267,775
Tin Collections	-	-	-	-	-	321	321
Events	-	-	-	-	-	60,545	60,545
Sales	-	-	-	-	-	40,543	40,543
Donations	-	-	-	-	-	214,650	214,650
Appeals - Corporate	-	-	-	-	-	70,000	70,000
NLTF	-	-	-	-	-	258,000	258,000
SED Funding	-	-	-	-	-	551,400	551,400
Legacies	-	-	-	-	-	81,160	81,160
Business Ventures	-	-	-	1,021,778	-	-	1,021,778
INCOME	735,690	1,694,690	-	1,021,778	-	1,502,192	4,954,350

ASSOCIATION FOR THE PHYSICALLY DISABLED - GREATER JOHANNESBURG

(Registration Number 000865-NPO)

Financial Statements for the year ended 31 March 2019

Income and expenditure schedules

Figures in R

	Social Work	Home Based Care	Governance	Business Ventures	Workshops	Support Services	Total
2018 - EXPENSES							
AFFILIATION FEES	-	-	-	-	-	1,000	1,000
ANNUAL GENERAL MEETING	-	-	8,600	-	-	-	8,600
ANNUAL REPORT	-	-	5,126	-	-	-	5,126
APD PRODUCTS	-	-	-	-	-	3,450	3,450
AUDIT FEES	-	-	83,000	-	-	-	83,000
BANK CHARGES	4,887	16,495	-	-	-	4,844	26,225
BUSINESS VENTURES	-	-	-	501,973	-	-	501,973
CASUAL DAY	-	-	-	30,645	-	-	30,645
COMPUTER EXPENSES	31,305	19,039	-	-	-	42,733	93,076
COURIER & POSTAGE	719	48	-	-	-	902	1,669
DEPRECIATION	-	-	-	-	-	50,716	50,716
DONATIONS	-	-	-	-	-	99,588	99,588
ELECTRICITY & WATER	18,973	4,743	-	-	32,712	36,817	93,246
ENTERTAINMENT	-	-	-	-	-	540	540
GOLF DAY	-	-	-	49,058	-	-	49,058
INSURANCE & LICENCES	2,120	530	-	-	-	73,667	76,317
INTEREST PAID	-	-	-	-	-	623	623
LONG SERVICE AWARDS	-	1,250	-	-	-	500	1,750
M/ VEHICLE EXPENSES - REPAIRS & MAINT	7,911	3,384	-	-	-	13,551	24,846
M/VEHICLE EXPENSES - FUEL & OIL	8,161	3,661	-	-	-	26,792	38,614
MANAGEMENT FEES	-	-	-	-	-	49	49
MEDICAL AID	9,240	-	-	-	-	9,240	18,480
PRINTING & STATIONERY	2,745	3,089	-	-	-	6,330	12,164
PROFESSIONAL FEES	-	-	-	-	-	10,914	10,914
RENT PAID	17,612	-	-	-	-	-	17,612

The supplementary information presented does not form part of the annual financial statements and is unaudited

ASSOCIATION FOR THE PHYSICALLY DISABLED - GREATER JOHANNESBURG

(Registration Number 000865-NPO)

Financial Statements for the year ended 31 March 2019

Income and expenditure schedules

Figures in R

continued...									
REP. & MAINT. BUILDINGS	-	158	-	-	-	-	-	46,662	46,820
REPAIRS AND MAINTENANCE EQUIPMENT	-	150	-	-	-	-	-	3,699	3,849
SALARIES & WAGES - CASUAL	-	-	-	-	-	-	-	3,045	3,045
SALARIES & WAGES - VIP	771,296	1,036,181	-	-	-	-	1,151,738	2,959,215	2,959,215
SECURITY	15,065	4,323	-	-	-	-	26,604	45,992	45,992
SED FUNDING	-	-	-	-	-	-	82,200	82,200	82,200
SERVICE AWARDS	-	1,000	-	-	-	-	-	-	1,000
STAFF TRAINING	500	-	-	-	-	-	3,745	4,245	4,245
STAFF WELFARE	6,314	2,448	-	-	-	-	8,408	17,170	17,170
Subscriptions	-	-	-	-	-	-	405	405	405
TELEPHONE & FAX	14,837	14,016	-	-	-	-	20,127	48,980	48,980
TRAVELLING EXPENSES	4,333	151,178	-	-	-	-	18,336	173,847	173,847
UNIFORMS & CLOTHING	-	21,443	-	-	-	-	800	22,243	22,243
WEB COST	3,793	948	-	-	-	-	4,612	9,353	9,353
WORKMANS COMPENSATION	-	-	-	-	-	-	11,398	11,398	11,398
Expenses	919,811	1,284,084	96,726	581,676	32,712	1,764,033	4,679,042		
RE-ALLOCATION									
FOR DISTRIBUTION	562,946	785,889	59,199	359,999	-	(1,764,033)			
Total Expenses	1,482,757	2,069,973	155,925	941,675	32,712	-	4,683,042		

The supplementary information presented does not form part of the annual financial statements and is unaudited